



Books of the Old Testament

Flash Cards for teaching Bible books.


www.SundaySchoolSources.com
Graphics from Logos Bible Clips
Papyrus Document & Design, Cape Coral, FL 33991
Copyright 2004



Exodus



Leviticus



Deuteronomy



JOSHUA

Judges




RUTH




1 Samuel 2 Samuel

1 Kings
2 Kings

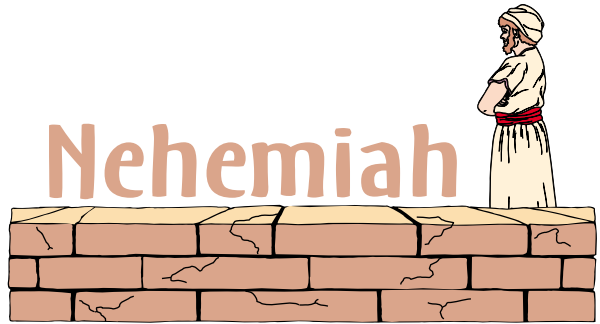


1 Chronicles
2 Chronicles



EZRA

Nehemiah



Esther




Job



Psalms

Proverbs




Ecclesiastes



Song of
Solomon



ISAIAH



JEREMIAH



Lamentations

Ezekiel



DANIEL



Hosza




JOEL



Amos

Obadiah




Jonah


Micah



Nahum



HABAKKUK



Zephaniah

Haggai



Zechariah



Malachi



Using the Flash Cards

Memorization

Lay the cards out on a table in order. Point to each in turn and have the students say the card. Help them learn to pronounce the names correctly. After reviewing all the cards, turn a few random cards over. Review the whole list again, depending on the students to say the names of the over-turned cards. Turn more over each time until the students can repeat the whole set.

Mix up the set and give the class a time limit to get as many in order as possible. Divide the class into teams if you have lots of students and give each team a set.

Concentration

Use two sets to make a concentration game.

Make the students pronounce each name as they turn them over.

For older kids, ask students a review question when they find a matching set.

Great for all ages

Preschoolers may not be able to read, but they can remember pictures!

These cards use easy-to-read fonts for each card, to help beginning readers.

Graphics on the cards match lessons and Trading Cards from Sunday School Sources.com