



# Books of the New Testament

Flash Cards for teaching Bible books.

[www.SundaySchoolSources.com](http://www.SundaySchoolSources.com)  
Graphics from Logos Bible Clips  
Papyrus Document & Design, Cape Coral, FL 33991  
Copyright 2004



## Matthew



## Mark



## Luke

## John




## Acts of the Apostles



## ROMANS

## 1 & 2 Corinthians




## Galatians



## Ephesians

# Philippians

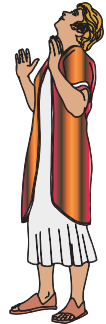


# Colossians




# 1 & 2 Thessalonians

# 1 & 2 Timothy



# TITUS



# Philemon



# HEBREWS

# James



# 1 & 2 Peter




# 1,2,3 JOHN

# Jude



# Revelation



## Using the Flash Cards

### Memorization

Lay the cards out on a table in order. Point to each in turn and have the students say the card. Help them learn to pronounce the names correctly. After reviewing all the cards, turn a few random cards over. Review the whole list again, depending on the students to say the names of the over-turned cards. Turn more over each time until the students can repeat the whole set.

Mix up the set and give the class a time limit to get as many in order as possible. Divide the class into teams if you have lots of students and give each team a set.

### Concentration

Use two sets to make a concentration game.

Make the students pronounce each name as they turn them over.

For older kids, ask students a review question when they find a matching set.

### Great for all ages

Preschoolers may not be able to read, but they can remember pictures!

These cards use easy-to-read fonts for each card, to help beginning readers.

Graphics on the cards match lessons and Trading Cards from Sunday School Sources.com

